

## June in the Garden

May proved to be a difficult time for gardeners, the early part of the month gave us some strong, cold north easterly winds coupled with a definite lack of rain.

If I was to stare at my water meter, the speed it's going round would make me dizzy, but to help plants get a start in life, watering is necessary.

Now in June we start to see the fruits of our work.

There are melons and cucumber forming in one greenhouse.



Whilst in the second greenhouse there are peppers, cape gooseberries and tomatoes.



We have found that growing tomatoes in growbags works well. The growbags sit in grow trays, raise above the base of the tray by pieces of plastic pipe. Three slits are cut in the base of each bag, a 'J' cloth is cut into three strips, each strip is partially pushed through the slit in the growbag. This acts as a wick, drawing water up into the growbag. Three circles are cut in the top of each bag and bottomless plastic pots are inserted, addition compost is added to each pot as the tomatoes are planted. Each grow tray is then filled with water using an automatic watering system, so avoiding fluctuations in the watering regime.





The vegetable garden is fully planted with Broad beans, runner beans, brassicas, peas, courgettes, onions carrots leeks, beetroot, spinach, potatoes and lettuce.



There are also trailing tomatoes in baskets and strawberries in the two sinks (gets me out of the washing up)





As much as we like feeding the birds, we prefer the strawberries for ourselves.






In the flower garden, all bedding plants are now planted in the borders and hanging baskets.



Apart from tending the fruit, flowers and vegetables, the fish start getting hungry this time of the year.



Lets hope we get some rain in June, but also some more sunny days.